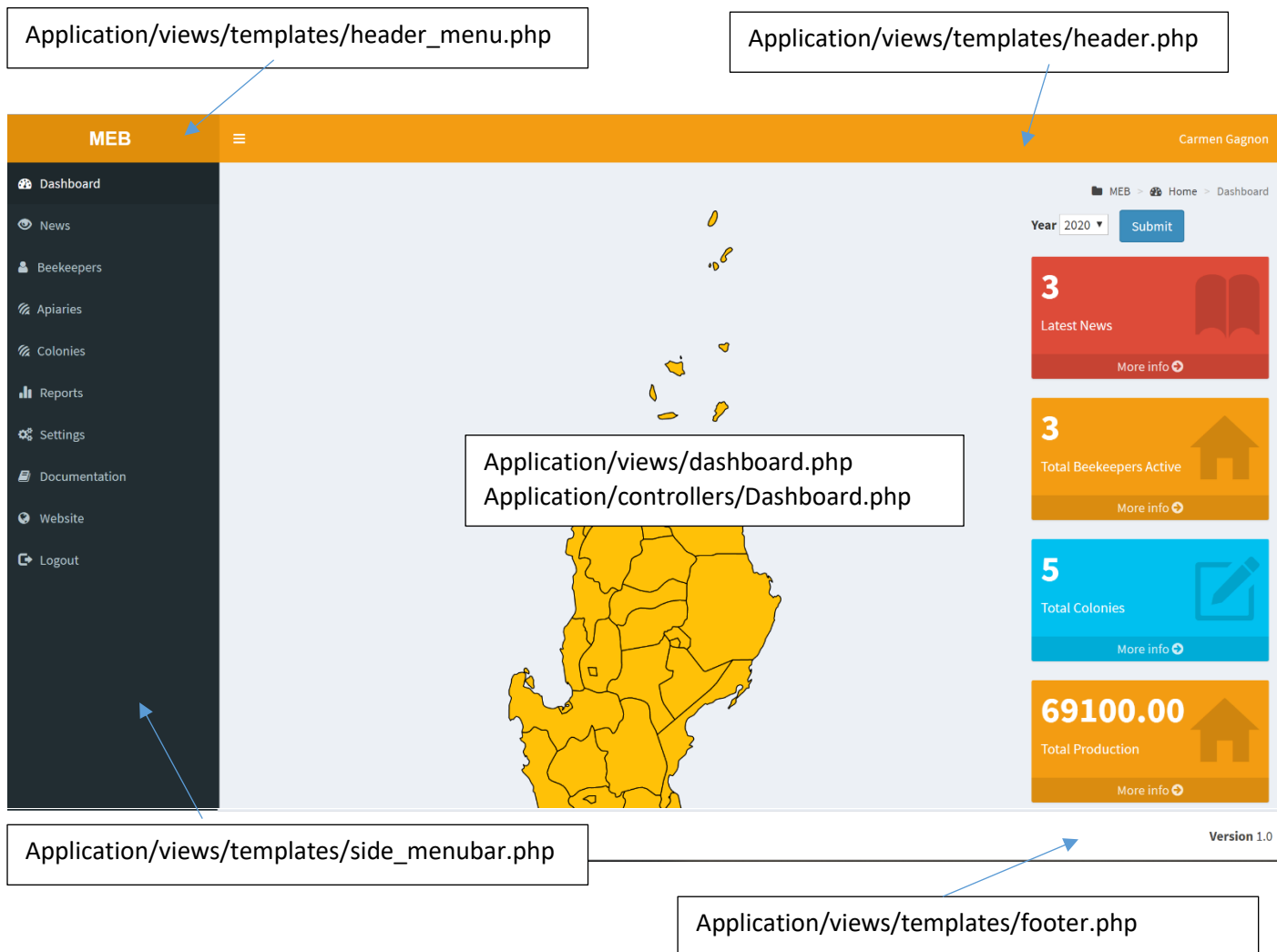


Structure of the system

Dashboard and menu



News

MVC of News :

- Application/controllers/Post.php
- Application/models/Model_post.php
- Application/views/**post**/create.php – edit.php – index.php – view.php



The management of Post and Category are in the Settings of the system.

The screenshot shows the 'Post' management page. At the top left, a box labeled 'create.php' has an arrow pointing to the 'Add Post' button. In the top center, a box labeled 'index.php' has an arrow pointing to the main content area. At the bottom right, a box labeled 'Edit.php' has an arrow pointing to the edit icon in the 'Action' column of the table. Another box labeled 'index.php' has an arrow pointing to the trash icon in the 'Action' column. The table contains three entries with columns for Title, Category, Date from, Date to, Posted by, Web visibility, Active, and Action.

Title	Category	Date from	Date to	Posted by	Web visibility	Active	Action
More information about ...	New member	2019-12-28	2020-12-14	Carmen Gagnon	Non visible	Active	[edit] [trash]
News from NARTDI	News	2019-09-30	2020-09-30	Carmen Gagnon	Visible	Active	[edit] [trash]
Welcome to new beekeepers!	New member	2019-09-30	2020-12-28	Carmen Gagnon	Visible	Active	[edit] [trash]

Beekeeper

MVC of Beekeeper :

- Application/controllers/Beekeeper.php
- Application/models/Model_beekeeper.php
- Application/views/beekeeper/create.php – edit.php – index.php

The screenshot shows the 'Beekeepers' management page. At the top left, a box labeled 'create.php' has an arrow pointing to the 'Add Beekeeper' button. In the top center, a box labeled 'index.php' has an arrow pointing to the main content area. At the top right, a box labeled 'Application/controllers/Report21.php' has an arrow pointing to the report icon in the 'Action' column of the table. At the bottom right, a box labeled 'Edit.php' has an arrow pointing to the edit icon in the 'Action' column. Another box labeled 'index.php' has an arrow pointing to the trash icon in the 'Action' column. The table contains one entry with columns for Beekeeper Name, Register Id, Province, Association, Active, and Action.

Beekeeper Name	Register Id	Province	Association	Active	Action
Algoma	1456	Batanes	Small bees	Active	[edit] [trash] [report]

All the tabs of Edit a beekeeper are treated in **application/views/beekeeper/edit.php** but might use model_apiry and model_colony and all the models for the creation of the drop-down list (model_nationality, model_fund_source, model_category, model_education, model_gender and model_region etc...).

Edit Beekeeper Algoma (1456)

Beekeeper Apiaries Inquiries Documents

Personal Information

Beekeeper Id	Beekeeper Name *
<input type="text" value="1456"/>	<input type="text" value="Algoma"/>
Gender *	Birth Date *
<input type="text" value="Female"/>	<input type="text" value="1967-01-01"/>

Other Information

Fund Source *
<input type="text" value="Province"/>
Category *
<input type="text" value="Small"/>

Apiaries

/application/views/apiary/edit.php




/application/views/apiary/create.php

/application/views/beekeeper/edit.php

Beekeeper Apiaries Inquiries Documents

[Add Apiary](#)

Show entries

Apiary Location	Area Size	Source	Topography	Action
Laurentides	600.00	Agriculture	Field	  

Search:



Application/controllers/Report22.php

Inquiries

Beekeeper Apiaries Inquiries Documents

[Add Inquiry](#)

Show entries

Request	Inquiry Type	Support Type	Feedback	Answered by	Date	Action
What is the process for a membership?	Membership process	Organisation	Send us email	M. Untel	2020-04-06	 

Showing 1 to 1 of 1 entries

Previous **1** Next

List, add, update and delete of Inquiries are in **application/views/beekeeper/edit.php** but the treatment are in the controller Inquiry.php and model_inquiry

Add Inquiry

Inquiry Type *

Support Type *

Request

Feedback

Answered by

Date

Documents

Documents are in **application/views/beekeeper/edit.php**. All the management of documents (upload, view and delete) are done in Document tab.

The screenshot shows the 'Documents' tab in the application. At the top, there are navigation tabs: 'Beekeeper', 'Apiaries', 'Inquiries', and 'Documents'. Below the tabs, there is a 'Type of document' dropdown menu set to 'Select Type'. To the right, there is a 'Choose file' button with the text 'No file chosen' and an 'Add Document' button. Below this, there is a 'Show 10 entries' dropdown and a search box. The main content is a table with columns: Document, Type, Size, and Action. One document is listed: 'Construction.gif' with a size of 5 and an 'Association' type. The Action column contains search and delete icons.

Apiaries

MVC of Apiary:

- Application/controllers/Apiary.php
- Application/models/Model_apiary.php
- Application/views/apiary/create.php – edit.php – index.php

The screenshot shows the 'Apiary' list view. Annotations with arrows point to specific parts of the interface:

- 'create.php' points to the 'Add Apiary' button.
- 'index.php' points to the table headers.
- 'edit.php' points to the edit icon in the Action column.
- 'index.php' points to the delete icon in the Action column.
- 'Application/controllers/Report22.php' points to the report icon in the Action column.

Other models are called for the creation of the drop-down list (model_source, model_beekeeper, model_topography, model_region, model_province, model_district).

The screenshot shows the 'Edit Apiary Laurentides' form. An annotation 'Application/views/beekeeper/edit.ph' points to the form area. The form includes a 'Location' field with 'Laurentides' selected, a 'Beekeeper' field with a dropdown menu showing 'Algoma/ 650 Jean-D'Estrees apt 807', and navigation tabs: 'Apiary', 'Colonies', 'Documents', and 'Map'.

Colonies

Some parts are treated in the MVC colony, but also in the MVC apiary

The screenshot shows the 'Colonies' tab in the application. It features a navigation bar with 'Apiary', 'Colonies', 'Documents', and 'Map'. Below the navigation bar is an 'Add Colony' button and a 'Show 10 entries' dropdown. A table lists colony entries with columns: Species, Beekeeper Name, Location, Phase, Total, and Action. The first entry is 'Osmia lignaria' by 'Algoma' at 'Laurentides' in the 'Larva' phase with a 'Total' of 600. The 'Action' column contains icons for edit, delete, and print. Callout boxes point to the following files:

- `Application/view/colony/create.php` points to the 'Add Colony' button.
- `Application/view/colony/edit.php` points to the 'Edit' icon in the Action column.
- `Application/view/apiary/index.php` points to the 'Print' icon in the Action column.
- `Application/view/apiary/index.php` points to the 'Delete' icon in the Action column.
- `Application/controllers/Report23.php` points to the 'Report' icon in the Action column.

Documents

Documents are in `application/views/apiary/edit.php`. All the management of documents (upload, view and delete) are done in Document tab.

The screenshot shows the 'Documents' tab in the application. It features a navigation bar with 'Apiary', 'Colonies', 'Documents', and 'Map'. Below the navigation bar is a 'Type of document' dropdown menu with 'Select Type' selected. There is a 'Choose file' button, a 'No file chosen' status, and an 'Add Document' button. Below this is a 'Show 10 entries' dropdown and a search box. A table lists documents with columns: Document, Type, Size, and Action. The first entry is 'Construction.gif' with a 'Type' of 'Association' and a 'Size' of 5. The 'Action' column contains icons for search and delete.

Map

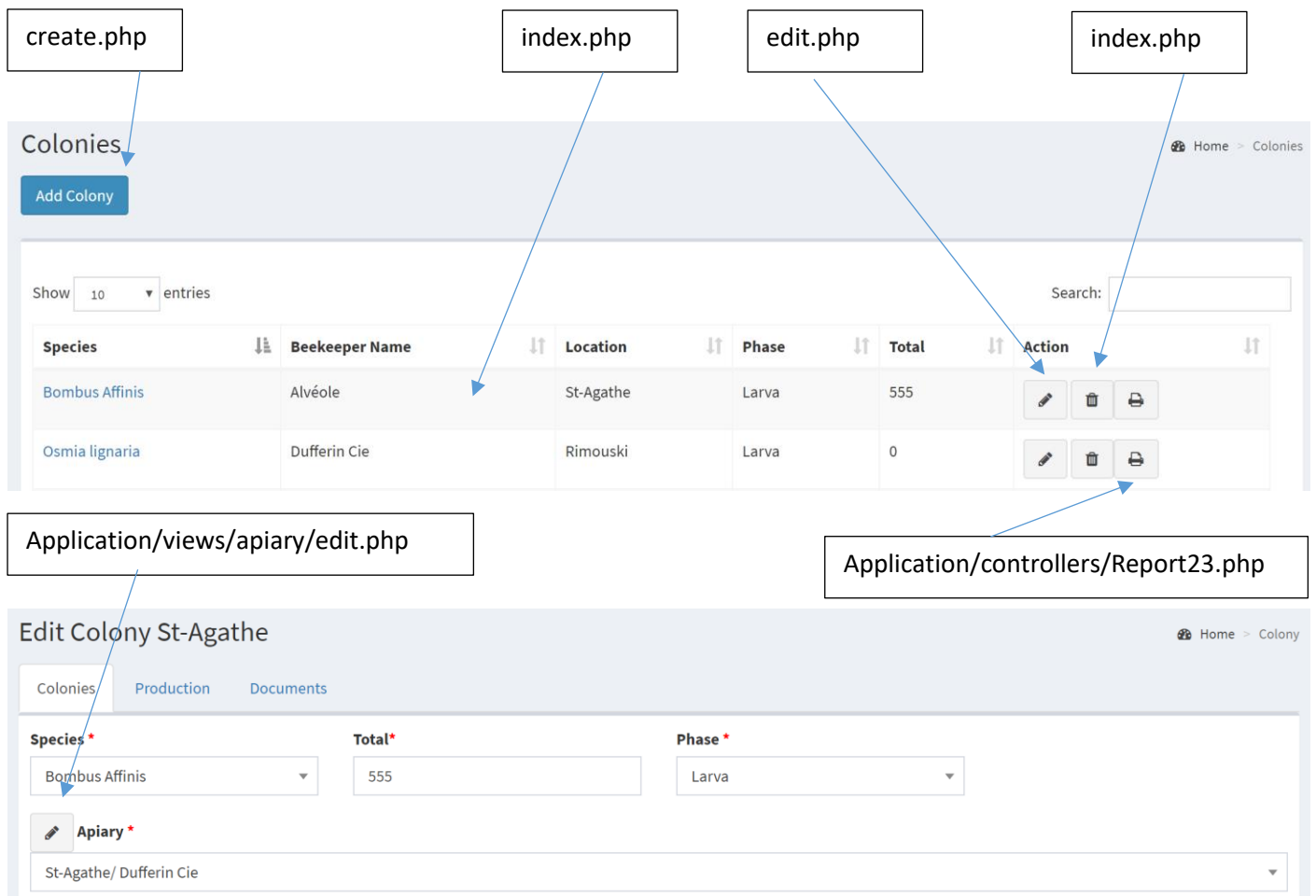
The map is only a view of the link indicated in the field map in the edit part of the apiary.

The screenshot shows the 'Map' tab in the application. It features a navigation bar with 'Apiary', 'Colonies', 'Documents', and 'Map'. Below the navigation bar is a Google Map showing a location in Laurentides, Québec. A callout box displays the map's URL: `<iframe src="https://www.google.com/maps/embed?pb=!1m18!1m12!1m3!1d1403575.554873692!2d-76.06117678078925!3d46.59991763417511!2m3!1f0!2f0!3f0!3m2!1i1024!2i768!4f13.1!3m3!1m2!1s0x4cdb5e26b9ed9f55%3A0xefa5c4ce39d6b11!2sLaurentides%2C%20QC!5e0!3`

Colonies

MVC of Colony:

- Application/controllers/Colony.php
- Application/models/Model_colony.php
- Application/views/colony/create.php – edit.php – index.php



Production

Other models are called for the creation of the drop-down list (model_product, model_colony)

Colonies Production Documents

Add Production

Show 10 entries Search:

Product	Total Production	Gross Income	Cost	Net Income	Production Date	Action
Soap	600.00	7	8	-1	2020-04-15	

List, add, update and delete of Production are in **application/views/colony/edit.php** but the treatment are in the controller Production.php and model_production

Add Production

Product *
Select Product

Total Production *

Gross Income *

Production Date *
yyyy-mm-dd

Cost

Close Save

Reports

MVC of Report:

- Application/controllers/Report.php
- Application/models/Model_report.php
- Application/views/report/index.php
- Each reports are in application/controllers/report01.php report02.php etc...
- Models used for the creation of all the dropdown list: model_province, model_district, model_beekeeper, model_municipality, model_species , model_phase, model_nationality etc...

Choose the report will open or not the parameters for each report. This is done in javascript found in application/views/report/index.php

Reports Home > Reports

Choose the report

Region

All Region

Province

All Province

Municipality

All Municipality

Beekeeper

All Beekeeper

Colony

All Colony

Search with a word

Category

All Category

Nationality

All Nationality

Association

All Association

Phase

All Phase

Species

All Type

Date from

yyyy-mm-dd

Date to

yyyy-mm-dd

Year

2020

Support Type

All Type

Inquiry Type


All Type

Generate Reset

Generate the report submits the form /application/views/report/index.php to compose and print the appropriate report found in /application/controllers/reportxx.php. It opens the pdf viewer of the browser.

Reports

List of Beekeepers



DMMSU-NARTDI
List of Beekeepers

Register Id	Beekeeper Name	Address
1456	Algoma	650 Jean-D'Estr 807
111	Alvéole	6675 Johnny

```

<!------- PRINT REPORTS ----->
<?php if($this->session->printREP01 == 'yes') : ?>
| <object data="<?php echo base_url("report01/REP01"); ?>" width="100%" height="1000px" type="application/pdf"> </object>
| <?php endif; ?>
|
| <?php if($this->session->printREP02 == 'yes') : ?>
| <object data="<?php echo base_url("report02/REP02"); ?>" width="100%" height="1000px" type="application/pdf"> </object>
| <?php endif; ?>

```

Settings

MVC of Settings:

- Application/controllers/Setting.php
- Application/views/**setting**/index.php
- There is not model for settings because it's only commands to call the MVC of each settings.
- Each command have the same treatment. You will find a more detailed examples in the section Example MVC.

Application/views/region/index.php

Settings Home > Settings

Location

- Region
- Province
- Municipality
- District

Beekeeper

- Association
- Category
- Gender
- Nationality
- Education
- Fund Source
- Inquiry Type
- Support Type

Apiary and Colony

- Species
- Source
- Topography
- Phase
- Product
- Document Type





User

- User
- Profile

News

- Category
- Post

System

- Backup Database
- Backup Upload (Documents and Posts)
-  User Guide
-  System Presentation
-  Test Case
-  Database Schema

Documentation

Documentation is calling the user guide with the pdf Viewer. The user guide are in:

`/assets/documentation/meb_user_guide_fr.pdf` or `meb_user_guide_en.pdf` depending on the language of the user.

You will find other documentation related to the system in this directory but not available for users. Only for the super administrator of the system.